



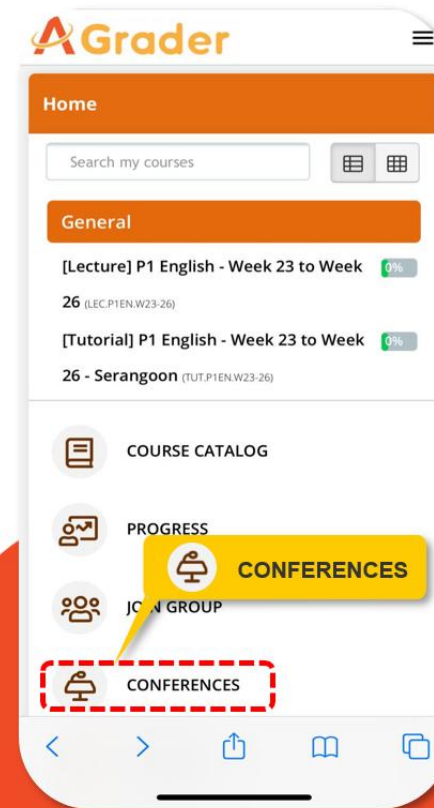
MOBILE VERSION



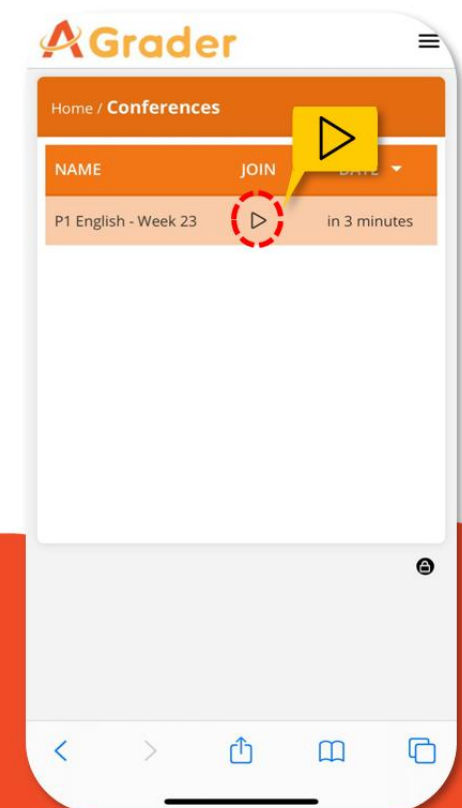
AGrader
GOES LIVE

2 EASY STEPS

to Watch AGrader “LIVE” Lessons



Step 1:
Click on “CONFERENCES”



Step 2:
Click on “▶”

NOTE: You may only enter the Lecture Room on “ZOOM” 15 mins before the start time.



Download “ZOOM”
on Mobile Before Trying



DESKTOP VERSION


2 EASY STEPS

to watch AGrader “LIVE” Lessons

The screenshot shows the AGrader Home page. At the top, there's a navigation bar with '0 POINTS', 'CHEW PEI EE | LEARNER', 'MESSAGES', and a search bar. Below the navigation bar, there's a 'Home' section with a search bar and two statistics: '1 courses in progress' and '0 completed courses'. A yellow callout bubble with a play icon and the text 'CONFERENCES View your conferences' points to a 'CONFERENCES' button in the bottom right corner of the page. The button is highlighted with a red dashed border. Below the button, there's a list of courses, including '[Lecture] P1 English - Week 23 to Week 26 (L1CP1EN V23-26)'.

Step 1: Click on “CONFERENCES”

The screenshot shows the AGrader Conferences page. At the top, there's a navigation bar with '0 POINTS', 'CHEW PEI EE | LEARNER', 'MESSAGES', and a search bar. Below the navigation bar, there's a 'Home / Conferences' section. A table lists conferences with columns: NAME, JOIN, DURATION (MINUTES), and DATE. The first row shows 'P1 English - Week 24' with a duration of '75' and a date of '34 minutes ago'. A yellow callout bubble with a play icon points to the 'JOIN' button, which is highlighted with a red dashed border. Below the table, there's a pagination bar showing '1 to 1 of 1'.

Step 2: Click on “”

NOTE: You may only enter the Lecture Room on “ZOOM” 15 mins before the start time.



AGrader

GOES LIVE



Download “ZOOM”
on Desktop Before Trying